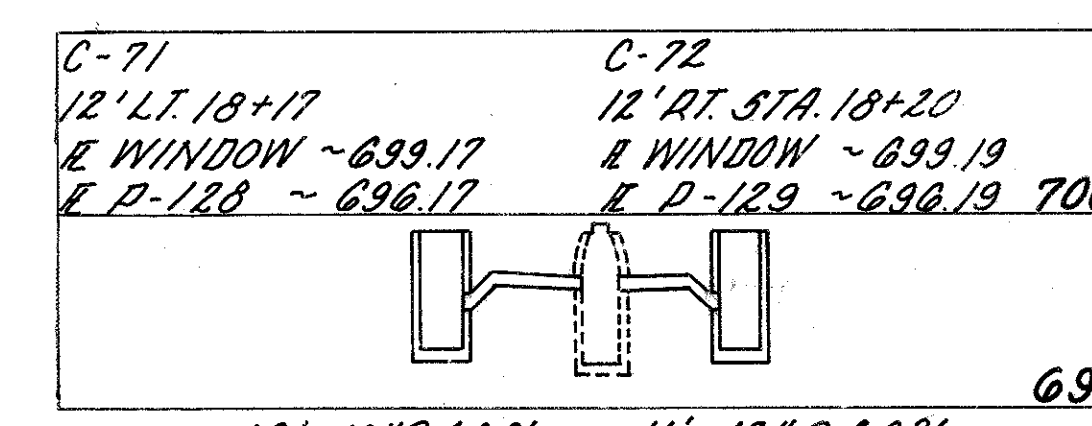
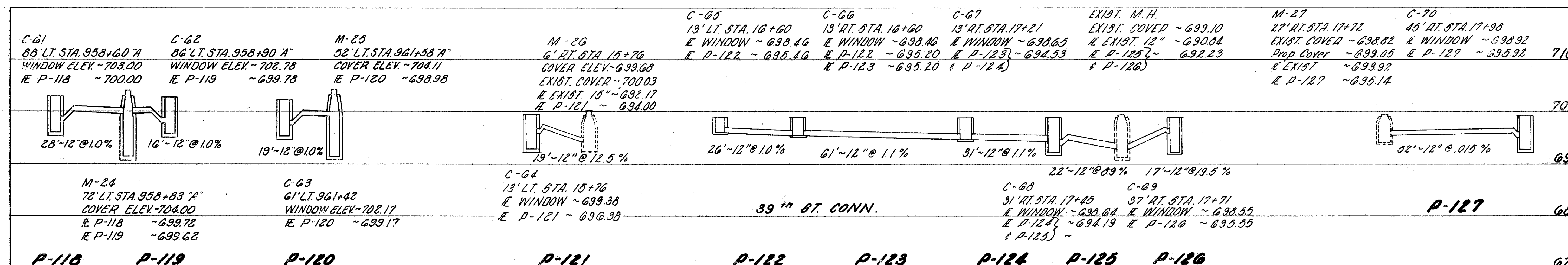
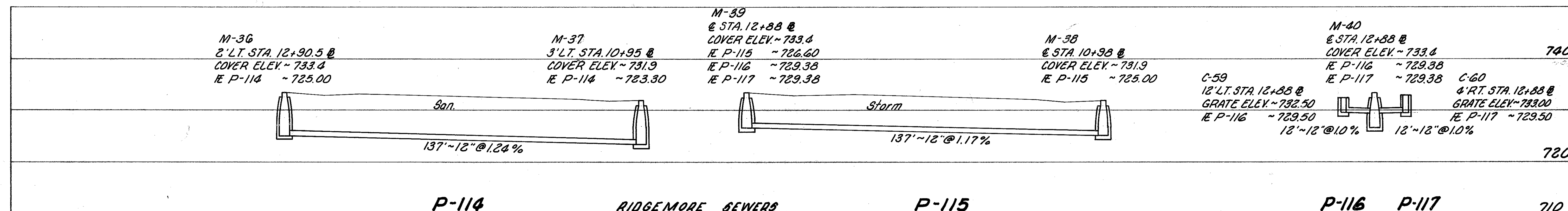


CUYAHOGA COUNTY
CUI-71-15.06



* WITH STANDARD COMPRESSION JOINT

FOR PROFILE OF PIPE P-130 SEE SHEET No 243

* WITH STANDARD COMPRESSION CURVE																
ESTIMATED QUANTITIES																
PIPE REFERENCE	STRUCTURES INCLUDED	I-1				Manhole Adjusted to Grade	I-8				STANDARD No. 5 CATCH BASIN	I-5 CLASS F-4 30° BEND	I-2 MASONRY	I-10 DUMPED ROCK CHANNEL PROTECTION	L-10 SODDING	SEE SHEET NO.
		CLASS B-1 Sec. M-68(b)	CLASS E-1	CLASS J-1	CLASS F-4		Std. No. 1 M.H.	Std. No. 2-2-B C.B.	Special No. 4 C.B.	Special No. 4 Inlet						
		* 12"	12"	15"	15"											
		L.F.	L.F.	L.F.	L.F.		EA.	EA.	EA.	EA.						
P-114	M-36, M-37	137														21
P-115	M-38, M-39		137													21
P-116	C-59		12													21
P-117	C-60		12				1									21
P-118	C-61		28													21
P-119	C-62		16													21
P-120	C-63		19													21
P-121	C-64, M-26		19			1										21
P-122	C-65		20													21
P-123	C-66		61													21
P-124	C-67		31							1						21
P-125	C-68		22							1						21
P-126	C-69		17							1						21
P-127	C-70, M-27		52			1				1						21
P-128	C-71		13							1						21
P-129	C-72, M-28		11			1				1						21
P-130	C-73															21
TOTALS		137	476	77	33	3	4	1	10	3	1	2	020	3	2	33
													020	3	2	